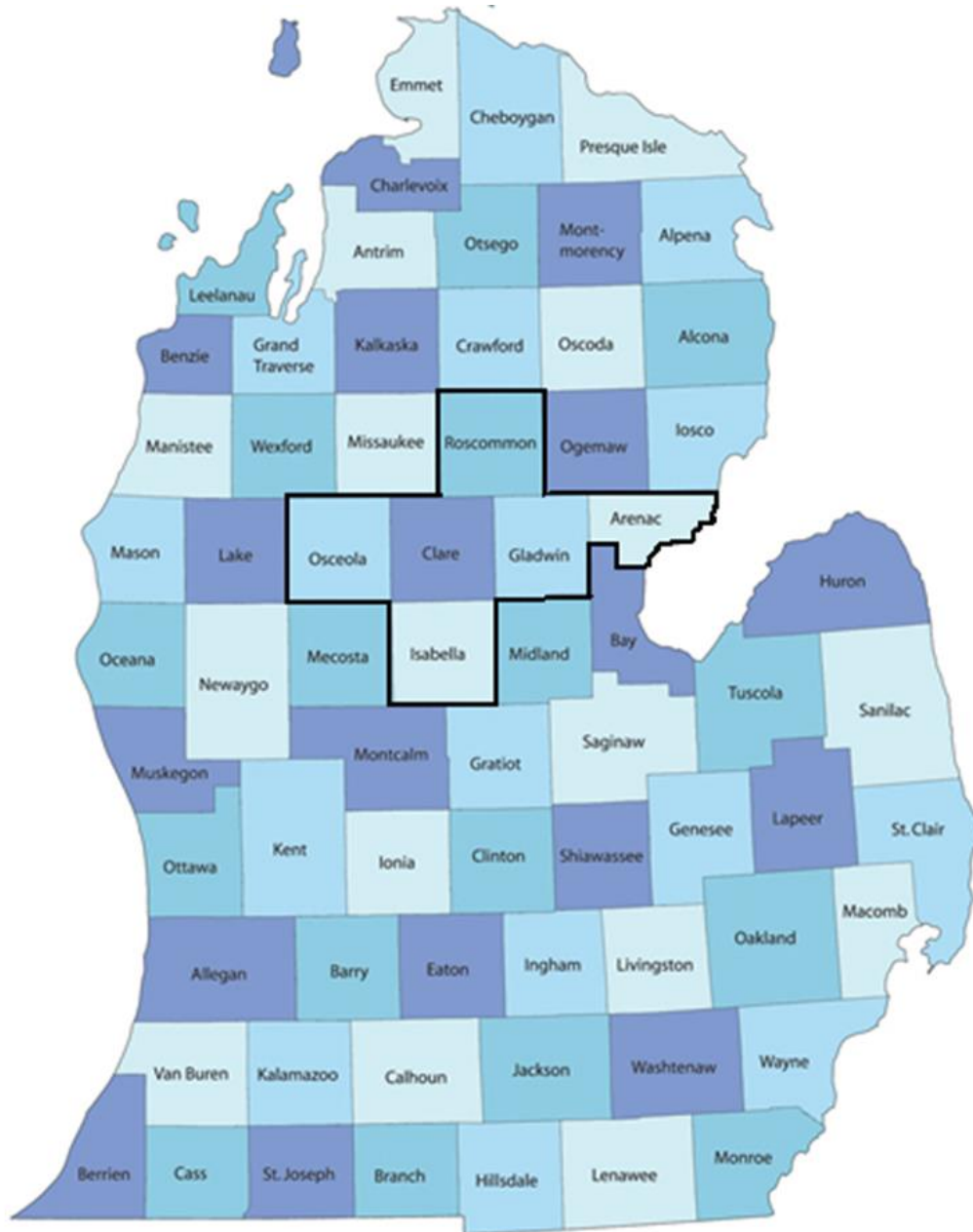


Central Michigan Region Community Health Survey Report



November 2015

Central Michigan Regional Rural Health Network Community Health Survey Report

Contents

| | |
|---|-----|
| 1. Introduction | 1 |
| 2. Central Michigan Regional Rural Health Network Community Health Survey Results | 4 |
| 2.1 Survey Results by Category in Question Order..... | 4 |
| 2.1.1 Clinical Care Factors in Question Order | 4 |
| 2.1.2 Preventative Wellness Factors in Question Order | 7 |
| 2.1.3 Health Behaviors and Social/Economic Factors in Question Order | 9 |
| 2.1.4 Physical Environment Factors in Question Order | 11 |
| 2.1.5 Complementary and Alternative Medicines in Question Order | 14 |
| 2.2 Survey Results by Category Sorted by Score | 15 |
| 2.2.1 Clinical Care Factors Sorted by Score..... | 15 |
| 2.2.2 Preventative Wellness Factors Sorted by Score..... | 17 |
| 2.2.3 Health Behaviors and Social/Economic Factors Sorted by Score..... | 18 |
| 2.2.4 Physical Environment Factors Sorted by Score..... | 19 |
| 2.2.5 Complementary and Alternative Medicines Sorted by Score | 21 |
| 2.3 Survey Results Sorted by Score with Categories Combined..... | 21 |
| Appendix | A-1 |

This document was prepared by the Central Michigan District Health Department under a project supported by the Health Resources and Services Administration (HRSA) of the U.S. Department of Health and Human Services (HHS) under grant number P10RH28456 for Rural Health Network Development Planning for \$98,864. This information and conclusions are those of the author and should not be construed as the official position or policy of, nor should any endorsement be inferred by HRSA, HHS, or the U.S. Government.

Central Michigan Regional Rural Health Network Community Health Survey Report

1. Introduction

The Central Michigan Regional (CMR) Rural Health Network conducted a community health survey to aid in determining the areas in which the CMR Rural Health Network should focus its health improvement and wellness efforts. Respondents' opinions were sought for 211 different factors as to the degree to which they believed the CMR Rural Health Network should focus. The health factors were grouped into five categories. The categories and the number of factors per category follow.

| Category | Number of factors |
|--|-------------------|
| Clinical Care Factors | 55 |
| Preventative/Wellness Factors | 47 |
| Health Behaviors and Social and Economic Factors | 39 |
| Physical Environment Factors | 48 |
| Complementary and alternative medicine (CAM) | 22 |
| Total | 211 |

An email invitation to complete the survey was sent to more than 250 individuals, including members of the CMR Rural Health Network, the Arenac County Health Advisory Committee, the Clare-Gladwin Health Improvement Planning Workgroup, the Isabella Health Improvement Planning Workgroup, the Osceola-Mecosta Multipurpose Collaborate Body, the Roscommon Health Improvement Planning Workgroup, and the Roscommon County Collaborative. The survey was conducted via the Survey Monkey application. The survey instrument is provided in the CMR Rural Health Network's resource library at www.together-we-can.org/index.php/rural-health-network/resources-library. The online survey was available to respondents from September 17 through October 2, 2015.

Respondents were asked to draw upon their experiences with and knowledge of the needs of community members within the central Michigan region, including the counties of Arenac, Clare, Gladwin, Osceola, and Roscommon when responding to the survey. For each of the items, respondents indicated the degree to which they agreed that the CMR Rural Health Network should focus upon/address the issue using the following scale.

0. Don't know/no opinion
1. Disagree strongly
2. Disagree
3. Disagree somewhat
4. Neither agree nor disagree
5. Agree somewhat
6. Agree
7. Agree strongly

Central Michigan Regional Rural Health Network Community Health Survey Report

A total of 82 responses were received. The first question asked each respondent to indicate his/her organization or input "Community member" if he/she was not a member of any organization, input. Respondents from 49 organizations and 10 community members participated in the survey with one respondent provided responses as a representative of two CMR Rural Health Network Members. Following is a list of the organizations represented in the survey. The asterisks indicate CMR Rural Health Network Members, as well as organizations with representatives who have participated to date in the CMR Rural Health Network development planning project meetings.

- Arenac County Sheriff's Office
- AuSable Free Clinic
- Bay Arenac Behavioral Health
- Central Michigan District Health Department* - nine respondents
- Central Michigan University* - two respondents
- Central Michigan University College of Medicine*
- Central Michigan University Health Services*
- City of Mt. Pleasant Parks & Recreation Farmers' Market*
- Clare County Transit Corporation
- Clare Family Fitness
- Community Member - 10 respondents
- Community Mental Health for Central Michigan* - two respondents
- Department of Health & Human Services*
- Department of Health & Human Services - Arenac County*
- EightCAP, Inc.*
- Ferris State University*
- Gratiot/Isabella Great Start Collaborative*
- Gratiot-Isabella Regional Education Services District
- Houghton Lake Community Schools
- Isabella County Commission*
- Isabella County Commission on Aging
- Kids' Klothesline
- Kirtland Community College*
- McLaren Central Michigan*
- Mecosta-Osceola Intermediate School District
- Michigan Health Improvement Alliance, Inc.*
- Michigan Primary Care Association*
- Michigan State University* - two respondents
- Michigan State University Extension* - six respondents
- Michigan Works Region 7B*
- Mid Central Area Health Education Center (AHEC)*
- Mid Michigan Community Action Agency*
- Mid Michigan Community College* - two respondents
- MidMichigan Collaborative Care*
- MidMichigan Community Health Services* - three respondents
- MidMichigan Health*
- MidMichigan Medical Center-Gladwin*
- Mid-State Health Network*
- Montcalm Area Intermediate School District
- Munson Healthcare Grayling Hospital* - three respondents
- Northern Lower Regional Area Health Education Center (AHEC)*
- Reed City Area Public Schools
- Region VII Area Agency on Aging*
- ROOC, Inc.
- Roscommon County Economic Development Corporation

Central Michigan Regional Rural Health Network Community Health Survey Report

- Roscommon County Transportation Authority*
- Spectrum Health - three respondents
- St. Mary's of Michigan Standish Hospital* - two respondents
- Sterling Area Health Center*
- Women's Aid Service, Inc.

The remainder of this report provides the survey results as follows.

- Section 2.1: Average score for each item in each category in order of question number and the responses to questions requesting additional suggestions and comments for each of the categories. Average scores were calculated excluding "0. Don't know/no opinion" responses.
- Section 2.2: Results for each item by category sorted by average score in descending order, i.e. from those items with which respondents were in most agreement as being an area in which the Health Network should focus to those items with which respondents were in least agreement regarding need to focus.
- Section 2.3: Survey results presented by average score in descending order with all categories combined.
- Appendix: Survey results, including number of people responding to each question and the number and percent of people who responded "Don't know/no opinion."

Central Michigan Regional Rural Health Network Community Health Survey Report

2. Central Michigan Regional Rural Health Network Community Health Survey Results

2.1 Survey Results by Category in Question Order

The following subsections provide the average score for each item in each category in order of question number. Each subsection also contains the responses to questions requesting additional suggestions and comments for each of the categories. Average scores were calculated excluding “0. Don’t know/no opinion” responses.

2.1.1 Clinical Care Factors in Question Order

| Q # | Question | Avg. Scr. | Average Score |
|-----|--|-----------|---------------|
| 2.1 | Lack of access to primary care due to: Being uninsured | 5.3 | |
| 2.2 | Lack of access to primary care due to: Being underinsured | 5.7 | |
| 2.3 | Lack of access to primary care due to: Cost | 5.6 | |
| 2.4 | Lack of access to primary care due to: Lack of providers | 5.6 | |
| 3 | Lack of a consistent source of primary care (medical home) | 5.2 | |
| 4 | Lack of access to community health centers (known as Federally Qualified Health Centers) | 4.8 | |
| 5.1 | Lack of access to dental care due to: Being uninsured | 6.0 | |
| 5.2 | Lack of access to dental care due to: Being underinsured | 6.0 | |
| 5.3 | Lack of access to dental care due to: Cost | 6.1 | |
| 5.4 | Lack of access to dental care due to: Lack of providers | 5.6 | |
| 6.1 | Lack of access to vision care due to: Being uninsured | 5.8 | |
| 6.2 | Lack of access to vision care due to: Being underinsured | 5.8 | |
| 6.3 | Lack of access to vision care due to: Cost | 5.9 | |
| 6.4 | Lack of access to vision care due to: Lack of providers | 4.9 | |
| 7.1 | Lack of access to audiology (hearing) care due to: Being uninsured | 5.3 | |
| 7.2 | Lack of access to audiology (hearing) care due to: Being underinsured | 5.3 | |
| 7.3 | Lack of access to audiology (hearing) care due to: Cost | 5.6 | |
| 7.4 | Lack of access to audiology (hearing) care due to: Lack of providers | 4.9 | |
| 8.1 | Lack of access to mental health care due to: Being uninsured | 5.9 | |
| 8.2 | Lack of access to mental health care due to: Being underinsured | 5.9 | |
| 8.3 | Lack of access to mental health care due to: Cost | 6.0 | |
| 8.4 | Lack of access to mental health care due to: Lack of providers | 6.0 | |
| 9.1 | Lack of access to substance use disorder services due to: Being uninsured | 5.9 | |

Central Michigan Regional Rural Health Network Community Health Survey Report

| Q # | Question | Avg. Scr. | Average Score |
|------|---|-----------|---------------|
| 9.2 | Lack of access to substance use disorder services due to: Being underinsured | 5.8 | |
| 9.3 | Lack of access to substance use disorder services due to: Cost | 5.8 | |
| 9.4 | Lack of access to substance use disorder services due to: Lack of providers | 5.8 | |
| 10.1 | Lack of first trimester of pregnancy prenatal care due to: Being uninsured | 5.3 | |
| 10.2 | Lack of first trimester of pregnancy prenatal care due to: Being underinsured | 5.3 | |
| 10.3 | Lack of first trimester of pregnancy prenatal care due to: Cost | 5.1 | |
| 10.4 | Lack of first trimester of pregnancy prenatal care due to: Lack of providers | 5.3 | |
| 11.1 | Lack of second and third trimester of pregnancy prenatal care due to: Being uninsured | 5.2 | |
| 11.2 | Lack of second and third trimester of pregnancy prenatal care due to: Being underinsured | 5.3 | |
| 11.3 | Lack of second and third trimester of pregnancy prenatal care due to: Cost | 5.1 | |
| 11.4 | Lack of second and third trimester of pregnancy prenatal care due to: Lack of providers | 5.2 | |
| 12.1 | Lack of postpartum care due to: Being uninsured | 5.2 | |
| 12.2 | Lack of postpartum care due to: Being underinsured | 5.3 | |
| 12.3 | Lack of postpartum care due to: Cost | 5.2 | |
| 12.4 | Lack of postpartum care due to: Lack of providers | 5.4 | |
| 13.1 | Lack of access of medication due to: Being uninsured | 5.9 | |
| 13.2 | Lack of access of medication due to: Being underinsured | 6.0 | |
| 13.3 | Lack of access of medication due to: Cost | 6.3 | |
| 13.4 | Lack of access of medication due to: Lack of providers | 4.9 | |
| 14 | Lack of patient advocate/liaisons | 5.2 | |
| 15 | Lack of continuity between acute and chronic needs care | 5.3 | |
| 16 | Lack of access to integrated care | 5.5 | |
| 17 | Lack of wrap around case management | 5.4 | |
| 18 | Lack of access to school based health care | 5.4 | |
| 19 | Lack of access to sexual education | 5.1 | |
| 20 | Lack of access to family planning services | 5.0 | |
| 21 | Effects associated with psychotropic medications | 5.2 | |
| 22 | Medication adherence | 5.1 | |
| 23 | Preventable hospital events (ones involving conditions that could have been addressed in an outpatient setting) | 5.5 | |
| 24 | Hospice use | 4.6 | |
| 25 | Lack of access to health services due to transportation issues | 6.3 | |

Central Michigan Regional Rural Health Network Community Health Survey Report

| Q # | Question | Avg. Scr. | Average Score |
|-----|--|-----------|---|
| 26 | Lack of electronic records/health information technology | 4.4 | <div style="width: 88%; height: 15px; background-color: #4f81bd; border: 1px solid black;"></div> |

Responses to Question 27. List any additional clinical care factors that were not listed in Part 1 that you believe the CMRR Health Network should focus upon/address.”

Barriers due to high deductible plans

Lack of payment/reimbursement for patient coaching and care coordination

Two generational services

Trauma informed care

Climate change and pollution effects on respiratory diseases, cancers, and agriculture

Extreme weather events

Focus on trying to find a functional, efficient EHR, as this is one of the biggest barriers to quality patient care. There is more time spent trying to push the correct buttons to meet meaningful use criteria, which takes away from time that should be spent on the patient and performing good quality patient care.

Focus on getting more Behavioral Health Services and Substance Abuse Services in the area, as primary care is overwhelmed with difficult patients that need these services!

Telehealth systems and network development.

Mental health and dental are the #1 and #2 unaddressed health care needs I see in our community followed closely by substance abuse treatment.

Transportation as a barrier to primary care, vision care, audiology care, dental care, prenatal care, Transportation across county lines i.e. Roscommon to Crawford

I believe with training and offering stipends to medical professionals, we may be able to get more physicians and nurses in the rural areas.

We talked about transportation a little and to get people to physicians would be fantastic. I know communities are doing their best with what they have, but more has to be done.

Also, for seniors, to provide decent phones so they can hear.

Lack of follow through of parents of Medical and Dental Care for their children.

Access to MENTAL HEALTH, I know it was listed but this is severe in our ED setting!!!

Patient education on preventative care

Our continued expectation that everyone can use a computer.

Ability to have a seamless process for medical record flow between providers.

Central Michigan Regional Rural Health Network Community Health Survey Report

Responses to Question 28. Comments

This is not only a positive move for health care it is a positive move forward with economic development in rural areas.

We really need OB/GYN providers in Arenac county.

In the past 20 years health care access has improved in Roscommon County. We still need more providers. Specialty Clinics that see patients in the County is wonderful. COST of everything is still a big issue. ACA has made insurance programs change and not for the better or more cost effective for all.

I think that wraparound care/case management is the key, also integrated care since we have a significant population eligible for both Medicare and Medicaid and transportation which many are working to coordinate. See my latest effort: www.asknemo.org

The need for all the above is detrimental to the quality of a healthy lifestyle. It is so difficult to find one or two things to concentrate on.

After talking with many providers of dental care - it is the no show rate that is affecting the delivery of care for many of our Medicaid eligible clients. i.e. children.

Answers based primarily on the Robert Woods Johnson and other County Health Rankings









I believe that some responses could be lack of education about available services and also lack of education about need and importance of prenatal services.

I was sent this survey and am upset and unimpressed. This was wordy, some questions did not make sense and you did not address the heart of the issue - cost of insurance constantly going up, not the cost of the service.

When it comes to mental health and substance abuse I know my local agencies will only serve me if I have public insurance - what about those of us who work for a living?

Using electronic health records to share and trigger wrap around services or resource interventions.



2.1.2 Preventative Wellness Factors in Question Order

| Q # | Question | Avg. Scr. | Average Score |
|------|--|-----------|---|
| 29 | Alzheimer's disease prevention | 4.9 |  |
| 30 | Alzheimer's disease detection | 5.1 |  |
| 31 | Birth defects prevention | 5.5 |  |
| 32 | Birth related – low birthweight prevention | 5.5 |  |
| 33 | Birth related – premature birth prevention | 5.6 |  |
| 34 | Blood pressure screening/testing | 5.4 |  |
| 35.1 | Cancer screening/testing - mammogram | 5.8 |  |
| 35.2 | Cancer screening/testing - Pap test | 5.7 |  |

Central Michigan Regional Rural Health Network Community Health Survey Report

| Q # | Question | Avg. Scr. | Average Score |
|------|--|-----------|---------------|
| 35.3 | Cancer screening/testing - sigmoidoscopy or colonoscopy | 5.7 | |
| 36 | Cholesterol screening/testing | 5.5 | |
| 37 | Chronic obstructive pulmonary disease (COPD) prevention | 5.5 | |
| 38 | Communicable disease prevention | 5.9 | |
| 39 | Dental/oral health maintenance | 6.0 | |
| 40 | Diabetes prevention | 6.0 | |
| 41 | Diabetes screening/testing | 5.9 | |
| 42 | Environmental/wildlife based disease prevention | 4.3 | |
| 43 | Firearms-related injury prevention | 4.3 | |
| 44 | Healthcare-associated infections prevention | 4.9 | |
| 45 | Heart disease prevention | 5.9 | |
| 46 | High blood pressure prevention | 5.7 | |
| 47 | High cholesterol prevention | 5.6 | |
| 48 | Infant mortality prevention | 5.7 | |
| 49 | Influenza and pneumonia prevention | 5.5 | |
| 50 | Kidney disease prevention | 5.1 | |
| 51 | Lead poisoning screening/testing for children | 5.3 | |
| 52 | Liver disease and cirrhosis prevention | 5.2 | |
| 53 | Lung disease prevention | 5.3 | |
| 54 | Mental health promotion/mental illness prevention | 6.2 | |
| 55.1 | Mortality - Homicide prevention | 4.7 | |
| 55.2 | Mortality - Motor vehicle accident prevention | 4.8 | |
| 55.3 | Mortality - Pedestrian accident prevention | 4.7 | |
| 55.4 | Mortality - Suicide prevention | 5.9 | |
| 55.5 | Mortality - Unintentional injury prevention | 4.9 | |
| 56.1 | Overweight/obesity prevention - Nutritional counseling | 6.1 | |
| 56.2 | Overweight/obesity prevention - Physical activity counseling | 6.1 | |
| 57 | Respiratory disease, including lung disease and chronic obstructive pulmonary diseases (COPD) prevention | 5.2 | |
| 58 | Sexually transmitted diseases prevention | 5.5 | |
| 59.1 | Sexually transmitted diseases screening/testing - Chlamydia | 5.7 | |
| 59.2 | Sexually transmitted diseases screening/testing - Gonorrhea | 5.6 | |
| 59.3 | Sexually transmitted diseases screening/testing - HIV/AIDS | 5.6 | |
| 59.4 | Sexually transmitted diseases screening/testing - Syphilis | 5.6 | |
| 60 | Stroke prevention | 5.6 | |
| 61 | Teen pregnancy prevention | 6.2 | |
| 62.1 | Vaccinations - Childhood vaccinations (DTaP, Flu, HepA, HepB, Hib, IPV, MMR, PCV, RV, Varicella) | 6.0 | |
| 62.2 | Vaccinations - HPV vaccinations | 6.0 | |

Central Michigan Regional Rural Health Network Community Health Survey Report

| Q # | Question | Avg. Scr. | Average Score |
|------|---|-----------|---|
| 62.3 | Vaccinations - Influenza (flu) vaccinations | 6.0 |  |
| 62.4 | Vaccinations - Pneumonia vaccinations | 5.9 |  |

Responses to Question 63 List any additional preventative/wellness factors that were not listed in Part 1 that you believe the CMRR Health Network should focus upon/address.

Need for more health risk appraisals
 More workplace wellness programs
 Payment for patient coaching

Access to preventions for the ALICE population.
 Trauma informed care.

Prostrate cancer screening should be included.

Adequacy of fluoride for families where water is not fluoridated for dental disease prevention.

Preventive medicine is the key to saving money in health care. MSU Extension offers classes along with my other valuable organizations. To be able to be part of the Health Mobile and offer quality classes would be lifestyle changing for the participants.

Dementia is a huge concern among the elderly, and in Michigan we have a tremendous amount of the senior population.

Responses to Questions 64. Comments

I feel there are good programs being presented but not always well participated in by residents.




Transportation might be an issue.

Maybe more promotion. I am EDC and the wellness of our population is important in attracting new businesses and population.

I'm not sure what is meant by Alzheimer's prevention?

I think that parents need to be educated about the importance of HPV vaccinations and at which age they should be given. I do not feel educating the providers is enough.



2.1.3 Health Behaviors and Social/Economic Factors in Question Order

| Q # | Question | Avg. Scr. | Average Score |
|------|---|-----------|---|
| 65 | Addictive behavior - gambling | 4.6 |  |
| 66.1 | Lack of breastfeeding by new mothers | 5.3 |  |
| 66.2 | Birth related - Pregnancy among women age 40-54 | 4.5 |  |

Central Michigan Regional Rural Health Network Community Health Survey Report

| Q # | Question | Avg. Scr. | Average Score |
|------|--|-----------|---------------|
| 66.3 | Birth related - Pregnancy among women under 18 | 5.8 | |
| 66.4 | Birth related - Smoking during pregnancy | 6.1 | |
| 67 | High school graduation rates | 5.6 | |
| 68 | Injury prevention | 4.8 | |
| 69 | Lack of access to substance abuse support groups | 5.4 | |
| 70 | Lack of access to support groups for adults | 5.2 | |
| 71 | Lack of dental care at home | 5.5 | |
| 72 | Lack of family planning, including contraception | 5.6 | |
| 73 | Lack of knowledge on how to prepare food | 5.5 | |
| 74 | Lack of social or emotional support | 5.6 | |
| 75 | Lack of support services for the recently incarcerated | 4.7 | |
| 76.1 | Neglect and abuse (violent and/or controlling behavior) -Adults | 5.7 | |
| 76.2 | Neglect and abuse (violent and/or controlling behavior) - Children | 6.2 | |
| 76.3 | Neglect and abuse (violent and/or controlling behavior) - Seniors | 6.0 | |
| 76.4 | Neglect and abuse (violent and/or controlling behavior) - Sexual Assault | 6.0 | |
| 76.5 | Neglect and abuse (violent and/or controlling behavior) - Violent Crime | 5.7 | |
| 76.6 | Neglect and abuse (violent and/or controlling behavior) - Related to domestic situations | 6.1 | |
| 77.1 | Nutrition - Food insecurity (limited or uncertain availability of nutritionally adequate and safe foods or limited or uncertain ability to acquire acceptable foods in socially acceptable ways) | 5.9 | |
| 77.2 | Nutrition - Inadequate fruit/vegetable consumption | 6.0 | |
| 77.3 | Nutrition - Soda consumption | 5.8 | |
| 78.1 | Parenting issues - Single parent families | 5.6 | |
| 78.2 | Parenting issues - Teenage parents | 5.9 | |
| 78.3 | Parenting issues - Issues in general | 5.4 | |
| 79 | Physical inactivity | 6.1 | |
| 80.1 | Substance abuse - Alcohol related | 5.9 | |
| 80.2 | Substance abuse - Cannabis | 5.3 | |
| 80.3 | Substance abuse - Cocaine | 5.7 | |
| 80.4 | Substance abuse - Driving while under the influence of substances | 6.0 | |
| 80.5 | Substance abuse - Heroin | 5.9 | |
| 80.6 | Substance abuse - Methamphetamine | 6.1 | |
| 80.7 | Substance abuse - Over the counter medications | 5.7 | |
| 80.8 | Substance abuse - Prescription/pharmaceutical drugs | 6.1 | |
| 81 | Tobacco use | 5.8 | |
| 82 | Underemployment | 5.3 | |

Central Michigan Regional Rural Health Network Community Health Survey Report

| Q # | Question | Avg. Scr. | Average Score |
|-----|---|-----------|---|
| 83 | Unemployment | 5.3 |  |
| 84 | Unsafe sex practices/sexual transmission of disease | 5.8 |  |

Responses to Question 85. List any additional health behaviors and social and economic factors that were not listed in Part 1 that you believe the CMRR Health Network should focus upon/address.

Lack of industry/employers
 Families in poverty
 Inadequate child care programs
 Affordable education/training programs

Two generational practice
 Trauma informed care

Survey is missing a question about help for prisoners and veterans, pre- and post- corrections, and the military, respectively.

Many of these issues are focused on by other organizations, but I think we should be aware of these resources.

All the above issues are so relevant to healthy lifestyles, but there are organizations such as Catholic Charities and MDHHS [Michigan Department of Health and Human Services] among others that can help with more of the social issues

Self-esteem and personal value. People need to feel worth it to take steps to change things.


Educational - GED completion
 Lack of quality, affordable child care
 Lack of housing , lack of rental codes

Responses to Question 86. Comments “List any additional clinical care factors that were not listed in Part 1 that you believe the CMRR Health Network should focus upon/address.”

All of the above issues are important. However, I realize there isn't enough funding to address all the issues. Food insecurity hits young and old. Some many do not know how to cook from scratch. I know we have a SNAP Ed program. Maybe need more people to attend.

Have no doubt, in order to assure wellness in the whole individual, the above factors are important.











2.1.4 Physical Environment Factors in Question Order

| Q # | Question | Avg. Scr. | Average Score |
|------|---|-----------|---|
| 87.1 | Access to food - Availability of healthy food choices at fast food establishments | 5.6 |  |

Central Michigan Regional Rural Health Network Community Health Survey Report

| Q # | Question | Avg. Scr. | Average Score |
|-------|---|-----------|---------------|
| 87.2 | Access to food - Availability of low cost healthy food choices | 6.1 | |
| 87.3 | Access to food - Free food access | 5.6 | |
| 87.4 | Access to food - Grocery store access | 5.4 | |
| 87.5 | Access to food - Lack of farm to fork | 5.6 | |
| 87.6 | Access to food - Supplemental Nutrition Assistance Program (SNAP) authorized farmer's market access | 5.7 | |
| 87.7 | Access to food - Supplemental Nutrition Assistance Program (SNAP) authorized food store access | 5.6 | |
| 87.8 | Access to food - WIC authorized food store access | 5.6 | |
| 88.1 | Air quality - Ozone | 4.4 | |
| 88.2 | Air quality - Particulate matter | 4.5 | |
| 88.3 | Air quality - Radon | 4.8 | |
| 89 | Animal control issues | 3.9 | |
| 90 | Antibiotics being used on animals | 4.4 | |
| 91 | Availability of healthy and safe family activities | 5.4 | |
| 92 | Availability of positive teen activities | 5.7 | |
| 93 | Bioterrorism | 4.2 | |
| 94.1 | Chemicals/heavy metals/toxins in - Home environments | 4.8 | |
| 94.2 | Chemicals/heavy metals/toxins in - Occupational environments | 4.7 | |
| 94.3 | Chemicals/heavy metals/toxins in - The soil | 4.9 | |
| 95 | Emergency preparedness | 4.9 | |
| 96 | Environmentally based infectious agents | 4.5 | |
| 97 | Food irradiation | 4.5 | |
| 98 | Food safety | 5.5 | |
| 99 | Genetically modified organisms | 4.7 | |
| 100 | Housing - Homelessness | 5.7 | |
| 101.1 | Housing environment - Availability of assisted housing | 5.4 | |
| 101.2 | Housing environment - Low vacancy rate | 4.8 | |
| 101.3 | Housing environment - Overcrowded housing | 4.7 | |
| 101.4 | Housing environment - Substandard housing | 5.3 | |
| 102 | Lack of exercise facilities | 5.0 | |
| 103 | Lack of recreational facilities (parks, trails, community centers) | 4.7 | |
| 104 | Lead poisoning | 4.6 | |
| 105 | Liquor store density | 4.3 | |
| 106 | Low fluoride levels in water supply (well supplied water versus municipally supplied water) | 4.3 | |
| 107 | Motor vehicle accidents | 4.4 | |
| 108 | Motor vehicle safety – use of child safety seats and seat belts | 5.4 | |
| 109 | Occupational safety and health | 4.5 | |
| 110 | Pesticides entering the environment | 4.9 | |

Central Michigan Regional Rural Health Network Community Health Survey Report

| Q # | Question | Avg. Scr. | Average Score |
|-------|--|-----------|---|
| 111 | Pharmaceuticals disposal | 5.3 |  |
| 112 | Pharmaceuticals reallocation | 4.9 |  |
| 113 | Recreation and fitness facility access | 5.2 |  |
| 114.1 | Access to public transportation | 5.8 |  |
| 114.2 | Unsafe, poorly maintained roads | 5.1 |  |
| 115.1 | Drinking water | 5.3 |  |
| 115.2 | E.coli in surface water | 5.1 |  |
| 115.3 | Local wells | 5.1 |  |
| 115.4 | Nitrate levels | 5.1 |  |
| 115.5 | Surface water | 5.0 |  |

Responses to Question 116. List any additional physical environment factors that were not listed in Part 1 that you believe the CMRR Health Network should focus upon/address.

Need more hoop farms to grow vegetables throughout year
 Need more bike paths/bike lanes

In conjunction with emergency preparedness and bio-terrorism preparedness, I would add community resiliency (the strength and ability to recover after a disaster - healthier communities are able to recover more quickly).

Gather more information on the effect of climate change on agriculture, fierce weather events.

Healthy eating and exercise is the key to relieve one of chronic pain.

I feel all of these are important issue but other organizations like MSUE focus on some of these things already.

Transportation issues in rural Michigan have more to do with cost of insurance and the people who cannot afford to keep their car maintained.

Responses to Question 117. Comments “List any additional clinical care factors that were not listed in Part 1 that you believe the CMRR Health Network should focus upon/address.”

Some of the above have agencies that focus on those issues, i.e. housing, transportation, roads

In the area of motor vehicle safety I think texting while driving could be an important focus at a local level.

Central Michigan Regional Rural Health Network Community Health Survey Report

2.1.5 Complementary and Alternative Medicines in Question Order

| Q # | Question | Avg. Scr. | Average Score |
|-------|--|-----------|---------------|
| 118.1 | Acupuncture | 4.1 | |
| 118.1 | Hypnosis | 3.6 | |
| 118.1 | Massage therapy | 4.4 | |
| 118.1 | Meditation | 4.6 | |
| 118.1 | Music therapy | 4.4 | |
| 118.1 | Naturopathy | 4.3 | |
| 118.2 | Nutritional counseling | 5.5 | |
| 118.2 | Osteopathic manipulative therapy (OMT) | 4.3 | |
| 118.2 | Qi gong (internal and external Qigong) | 3.9 | |
| 118.2 | Reflexology | 3.9 | |
| 118.2 | Reiki | 3.8 | |
| 118.2 | Spiritual healing | 4.3 | |
| 118.2 | Alexander technique | 3.7 | |
| 118.2 | Tai Chi | 4.4 | |
| 118.2 | Yoga | 4.9 | |
| 118.3 | Aromatherapy | 3.9 | |
| 118.4 | Ayurveda (Ayurvedic medicine) | 3.6 | |
| 118.5 | Biofeedback | 4.1 | |
| 118.6 | Chiropractic medicine | 4.3 | |
| 118.7 | Herbalism | 4.1 | |
| 118.8 | Holistic nursing | 4.6 | |
| 118.9 | Homeopathy | 4.3 | |

Responses to Question 119. List any additional complementary and alternative medicines that were not listed in Part 1 that you believe the CMRR Health Network should focus upon/address.

To explain options to clients is very good, but I believe we would better serve people if we explained these options, but left it to the professionals.

Responses to Question 120. Comments

I am unaware of what a lot of the above is. Overall, I believe that there are other programs focusing on a lot of this work and alignment should be made with the work, but not necessarily be a focus of this group.

CAM has practitioners in the County/area. A listing of those for referral would suffice.

All of these have aspects of focus for healthy lifestyle choices. By encouraging these we encourage positive change.

Central Michigan Regional Rural Health Network Community Health Survey Report

2.2 Survey Results by Category Sorted by Score

The following subsections provide the results for each item by category sorted by average score in descending order, i.e. from those items with which respondents were in most agreement as being an area in which the Health Network should focus to those items with which respondents were in least agreement regarding need to focus.

2.2.1 Clinical Care Factors Sorted by Score

| Q # | Question | Avg. Scr. | Average Score |
|------|---|-----------|---------------|
| 13.3 | Lack of access of medication due to: Cost | 6.3 | |
| 25 | Lack of access to health services due to transportation issues | 6.3 | |
| 5.3 | Lack of access to dental care due to: Cost | 6.1 | |
| 5.1 | Lack of access to dental care due to: Being uninsured | 6.0 | |
| 5.2 | Lack of access to dental care due to: Being underinsured | 6.0 | |
| 8.3 | Lack of access to mental health care due to: Cost | 6.0 | |
| 8.4 | Lack of access to mental health care due to: Lack of providers | 6.0 | |
| 13.2 | Lack of access of medication due to: Being underinsured | 6.0 | |
| 6.3 | Lack of access to vision care due to: Cost | 5.9 | |
| 8.1 | Lack of access to mental health care due to: Being uninsured | 5.9 | |
| 8.2 | Lack of access to mental health care due to: Being underinsured | 5.9 | |
| 9.1 | Lack of access to substance use disorder services due to: Being uninsured | 5.9 | |
| 13.1 | Lack of access of medication due to: Being uninsured | 5.9 | |
| 6.1 | Lack of access to vision care due to: Being uninsured | 5.8 | |
| 6.2 | Lack of access to vision care due to: Being underinsured | 5.8 | |
| 9.2 | Lack of access to substance use disorder services due to: Being underinsured | 5.8 | |
| 9.3 | Lack of access to substance use disorder services due to: Cost | 5.8 | |
| 9.4 | Lack of access to substance use disorder services due to: Lack of providers | 5.8 | |
| 2.2 | Lack of access to primary care due to: Being underinsured | 5.7 | |
| 2.3 | Lack of access to primary care due to: Cost | 5.6 | |
| 2.4 | Lack of access to primary care due to: Lack of providers | 5.6 | |
| 5.4 | Lack of access to dental care due to: Lack of providers | 5.6 | |
| 7.3 | Lack of access to audiology (hearing) care due to: Cost | 5.6 | |
| 16 | Lack of access to integrated care | 5.5 | |
| 23 | Preventable hospital events (ones involving conditions that could have been addressed in an outpatient setting) | 5.5 | |
| 12.4 | Lack of postpartum care due to: Lack of providers | 5.4 | |
| 17 | Lack of wrap around case management | 5.4 | |
| 18 | Lack of access to school based health care | 5.4 | |

Central Michigan Regional Rural Health Network Community Health Survey Report












| Q # | Question | Avg. Scr. | Average Score |
|------|--|-----------|---------------|
| 2.1 | Lack of access to primary care due to: Being uninsured | 5.3 | |
| 7.1 | Lack of access to audiology (hearing) care due to: Being uninsured | 5.3 | |
| 7.2 | Lack of access to audiology (hearing) care due to: Being underinsured | 5.3 | |
| 10.1 | Lack of first trimester of pregnancy prenatal care due to: Being uninsured | 5.3 | |
| 10.2 | Lack of first trimester of pregnancy prenatal care due to: Being underinsured | 5.3 | |
| 10.4 | Lack of first trimester of pregnancy prenatal care due to: Lack of providers | 5.3 | |
| 11.2 | Lack of second and third trimester of pregnancy prenatal care due to: Being underinsured | 5.3 | |
| 12.2 | Lack of postpartum care due to: Being underinsured | 5.3 | |
| 15 | Lack of continuity between acute and chronic needs care | 5.3 | |
| 3 | Lack of a consistent source of primary care (medical home) | 5.2 | |
| 11.1 | Lack of second and third trimester of pregnancy prenatal care due to: Being uninsured | 5.2 | |
| 11.4 | Lack of second and third trimester of pregnancy prenatal care due to: Lack of providers | 5.2 | |
| 12.1 | Lack of postpartum care due to: Being uninsured | 5.2 | |
| 12.3 | Lack of postpartum care due to: Cost | 5.2 | |
| 14 | Lack of patient advocate/liaisons | 5.2 | |
| 21 | Effects associated with psychotropic medications | 5.2 | |
| 10.3 | Lack of first trimester of pregnancy prenatal care due to: Cost | 5.1 | |
| 11.3 | Lack of second and third trimester of pregnancy prenatal care due to: Cost | 5.1 | |
| 19 | Lack of access to sexual education | 5.1 | |
| 22 | Medication adherence | 5.1 | |
| 20 | Lack of access to family planning services | 5.0 | |
| 6.4 | Lack of access to vision care due to: Lack of providers | 4.9 | |
| 7.4 | Lack of access to audiology (hearing) care due to: Lack of providers | 4.9 | |
| 13.4 | Lack of access of medication due to: Lack of providers | 4.9 | |
| 4 | Lack of access to community health centers (known as Federally Qualified Health Centers) | 4.8 | |
| 24 | Hospice use | 4.6 | |
| 26 | Lack of electronic records/health information technology | 4.4 | |

Central Michigan Regional Rural Health Network Community Health Survey Report




















2.2.2 Preventative Wellness Factors Sorted by Score

| Q # | Question | Avg. Scr. | Average Score |
|------|--|-----------|---------------|
| 54 | Mental health promotion/mental illness prevention | 6.2 | |
| 61 | Teen pregnancy prevention | 6.2 | |
| 56.1 | Overweight/obesity prevention - Nutritional counseling | 6.1 | |
| 56.2 | Overweight/obesity prevention - Physical activity counseling | 6.1 | |
| 39 | Dental/oral health maintenance | 6.0 | |
| 40 | Diabetes prevention | 6.0 | |
| 62.1 | Vaccinations - Childhood vaccinations (DTaP, Flu, HepA, HepB, Hib, IPV, MMR, PCV, RV, Varicella) | 6.0 | |
| 62.2 | Vaccinations - HPV vaccinations | 6.0 | |
| 62.3 | Vaccinations - Influenza (flu) vaccinations | 6.0 | |
| 38 | Communicable disease prevention | 5.9 | |
| 41 | Diabetes screening/testing | 5.9 | |
| 45 | Heart disease prevention | 5.9 | |
| 55.4 | Mortality - Suicide prevention | 5.9 | |
| 62.4 | Vaccinations - Pneumonia vaccinations | 5.9 | |
| 35.1 | Cancer screening/testing - mammogram | 5.8 | |
| 35.2 | Cancer screening/testing - Pap test | 5.7 | |
| 35.3 | Cancer screening/testing - sigmoidoscopy or colonoscopy | 5.7 | |
| 46 | High blood pressure prevention | 5.7 | |
| 48 | Infant mortality prevention | 5.7 | |
| 59.1 | Sexually transmitted diseases screening/testing - Chlamydia | 5.7 | |
| 33 | Birth related – premature birth prevention | 5.6 | |
| 47 | High cholesterol prevention | 5.6 | |
| 59.2 | Sexually transmitted diseases screening/testing - Gonorrhea | 5.6 | |
| 59.3 | Sexually transmitted diseases screening/testing - HIV/AIDS | 5.6 | |
| 59.4 | Sexually transmitted diseases screening/testing - Syphilis | 5.6 | |
| 60 | Stroke prevention | 5.6 | |
| 31 | Birth defects prevention | 5.5 | |
| 32 | Birth related – low birthweight prevention | 5.5 | |
| 36 | Cholesterol screening/testing | 5.5 | |
| 37 | Chronic obstructive pulmonary disease (COPD) prevention | 5.5 | |
| 49 | Influenza and pneumonia prevention | 5.5 | |
| 58 | Sexually transmitted diseases prevention | 5.5 | |
| 34 | Blood pressure screening/testing | 5.4 | |
| 51 | Lead poisoning screening/testing for children | 5.3 | |
| 53 | Lung disease prevention | 5.3 | |
| 52 | Liver disease and cirrhosis prevention | 5.2 | |

Central Michigan Regional Rural Health Network Community Health Survey Report

| Q # | Question | Avg. Scr. | Average Score |
|------|--|-----------|---|
| 57 | Respiratory disease, including lung disease and chronic obstructive pulmonary diseases (COPD) prevention | 5.2 |  |
| 30 | Alzheimer's disease detection | 5.1 |  |
| 50 | Kidney disease prevention | 5.1 |  |
| 29 | Alzheimer's disease prevention | 4.9 |  |
| 44 | Healthcare-associated infections prevention | 4.9 |  |
| 55.5 | Mortality - Unintentional injury prevention | 4.9 |  |
| 55.2 | Mortality - Motor vehicle accident prevention | 4.8 |  |
| 55.1 | Mortality - Homicide prevention | 4.7 |  |
| 55.3 | Mortality - Pedestrian accident prevention | 4.7 |  |
| 42 | Environmental/wildlife based disease prevention | 4.3 |  |
| 43 | Firearms-related injury prevention | 4.3 |  |

2.2.3 Health Behaviors and Social/Economic Factors Sorted by Score

| Q # | Question | Avg. Scr. | Average Score |
|------|--|-----------|---|
| 76.2 | Neglect and abuse (violent and/or controlling behavior) - Children | 6.2 |  |
| 66.4 | Birth related - Smoking during pregnancy | 6.1 |  |
| 76.6 | Neglect and abuse (violent and/or controlling behavior) - Related to domestic situations | 6.1 |  |
| 79 | Physical inactivity | 6.1 |  |
| 80.6 | Substance abuse - Methamphetamine | 6.1 |  |
| 80.8 | Substance abuse - Prescription/pharmaceutical drugs | 6.1 |  |
| 76.3 | Neglect and abuse (violent and/or controlling behavior) - Seniors | 6.0 |  |
| 76.4 | Neglect and abuse (violent and/or controlling behavior) - Sexual Assault | 6.0 |  |
| 77.2 | Nutrition - Inadequate fruit/vegetable consumption | 6.0 |  |
| 80.4 | Substance abuse - Driving while under the influence of substances | 6.0 |  |
| 77.1 | Nutrition - Food insecurity (limited or uncertain availability of nutritionally adequate and safe foods or limited or uncertain ability to acquire acceptable foods in socially acceptable ways) | 5.9 |  |
| 78.2 | Parenting issues - Teenage parents | 5.9 |  |
| 80.1 | Substance abuse - Alcohol related | 5.9 |  |
| 80.5 | Substance abuse - Heroin | 5.9 |  |
| 66.3 | Birth related - Pregnancy among women under 18 | 5.8 |  |
| 77.3 | Nutrition - Soda consumption | 5.8 |  |
| 81 | Tobacco use | 5.8 |  |
| 84 | Unsafe sex practices/sexual transmission of disease | 5.8 |  |
| 76.1 | Neglect and abuse (violent and/or controlling behavior) -Adults | 5.7 |  |

Central Michigan Regional Rural Health Network Community Health Survey Report

| Q # | Question | Avg. Scr. | Average Score |
|------|---|-----------|---------------|
| 76.5 | Neglect and abuse (violent and/or controlling behavior) - Violent Crime | 5.7 | |
| 80.3 | Substance abuse - Cocaine | 5.7 | |
| 80.7 | Substance abuse - Over the counter medications | 5.7 | |
| 67 | High school graduation rates | 5.6 | |
| 72 | Lack of family planning, including contraception | 5.6 | |
| 74 | Lack of social or emotional support | 5.6 | |
| 78.1 | Parenting issues - Single parent families | 5.6 | |
| 71 | Lack of dental care at home | 5.5 | |
| 73 | Lack of knowledge on how to prepare food | 5.5 | |
| 69 | Lack of access to substance abuse support groups | 5.4 | |
| 78.3 | Parenting issues - Issues in general | 5.4 | |
| 66.1 | Lack of breastfeeding by new mothers | 5.3 | |
| 80.2 | Substance abuse - Cannabis | 5.3 | |
| 82 | Underemployment | 5.3 | |
| 83 | Unemployment | 5.3 | |
| 70 | Lack of access to support groups for adults | 5.2 | |
| 68 | Injury prevention | 4.8 | |
| 75 | Lack of support services for the recently incarcerated | 4.7 | |
| 65 | Addictive behavior - gambling | 4.6 | |
| 66.2 | Birth related - Pregnancy among women age 40-54 | 4.5 | |

2.2.4 Physical Environment Factors Sorted by Score

| Q # | Question | Avg. Scr. | Average Score |
|-------|---|-----------|---------------|
| 87.2 | Access to food - Availability of low cost healthy food choices | 6.1 | |
| 114.1 | Access to public transportation | 5.8 | |
| 87.6 | Access to food - Supplemental Nutrition Assistance Program (SNAP) authorized farmer's market access | 5.7 | |
| 92 | Availability of positive teen activities | 5.7 | |
| 100 | Housing - Homelessness | 5.7 | |
| 87.1 | Access to food - Availability of healthy food choices at fast food establishments | 5.6 | |
| 87.3 | Access to food - Free food access | 5.6 | |
| 87.5 | Access to food - Lack of farm to fork | 5.6 | |
| 87.7 | Access to food - Supplemental Nutrition Assistance Program (SNAP) authorized food store access | 5.6 | |
| 87.8 | Access to food - WIC authorized food store access | 5.6 | |
| 98 | Food safety | 5.5 | |

Central Michigan Regional Rural Health Network Community Health Survey Report

| Q # | Question | Avg. Scr. | Average Score |
|-------|---|-----------|---------------|
| 87.4 | Access to food - Grocery store access | 5.4 | |
| 91 | Availability of healthy and safe family activities | 5.4 | |
| 101.1 | Housing environment - Availability of assisted housing | 5.4 | |
| 108 | Motor vehicle safety – use of child safety seats and seat belts | 5.4 | |
| 101.4 | Housing environment - Substandard housing | 5.3 | |
| 111 | Pharmaceuticals disposal | 5.3 | |
| 115.1 | Drinking water | 5.3 | |
| 113 | Recreation and fitness facility access | 5.2 | |
| 114.2 | Unsafe, poorly maintained roads | 5.1 | |
| 115.2 | E.coli in surface water | 5.1 | |
| 115.3 | Local wells | 5.1 | |
| 115.4 | Nitrate levels | 5.1 | |
| 102 | Lack of exercise facilities | 5.0 | |
| 115.5 | Surface water | 5.0 | |
| 94.3 | Chemicals/heavy metals/toxins in - The soil | 4.9 | |
| 95 | Emergency preparedness | 4.9 | |
| 110 | Pesticides entering the environment | 4.9 | |
| 112 | Pharmaceuticals reallocation | 4.9 | |
| 88.3 | Air quality - Radon | 4.8 | |
| 94.1 | Chemicals/heavy metals/toxins in - Home environments | 4.8 | |
| 101.2 | Housing environment - Low vacancy rate | 4.8 | |
| 94.2 | Chemicals/heavy metals/toxins in - Occupational environments | 4.7 | |
| 99 | Genetically modified organisms | 4.7 | |
| 101.3 | Housing environment - Overcrowded housing | 4.7 | |
| 103 | Lack of recreational facilities (parks, trails, community centers) | 4.7 | |
| 104 | Lead poisoning | 4.6 | |
| 88.2 | Air quality - Particulate matter | 4.5 | |
| 96 | Environmentally based infectious agents | 4.5 | |
| 97 | Food irradiation | 4.5 | |
| 109 | Occupational safety and health | 4.5 | |
| 88.1 | Air quality - Ozone | 4.4 | |
| 90 | Antibiotics being used on animals | 4.4 | |
| 107 | Motor vehicle accidents | 4.4 | |
| 105 | Liquor store density | 4.3 | |
| 106 | Low fluoride levels in water supply (well supplied water versus municipally supplied water) | 4.3 | |
| 93 | Bioterrorism | 4.2 | |
| 89 | Animal control issues | 3.9 | |

Central Michigan Regional Rural Health Network Community Health Survey Report

2.2.5 Complementary and Alternative Medicines Sorted by Score

| Q # | Question | Avg. Scr. | Average Score |
|-------|--|-----------|---------------|
| 118.2 | Nutritional counseling | 5.5 | |
| 118.2 | Yoga | 4.9 | |
| 118.1 | Meditation | 4.6 | |
| 118.8 | Holistic nursing | 4.6 | |
| 118.1 | Massage therapy | 4.4 | |
| 118.1 | Music therapy | 4.4 | |
| 118.2 | Tai Chi | 4.4 | |
| 118.1 | Naturopathy | 4.3 | |
| 118.2 | Osteopathic manipulative therapy (OMT) | 4.3 | |
| 118.2 | Spiritual healing | 4.3 | |
| 118.6 | Chiropractic medicine | 4.3 | |
| 118.9 | Homeopathy | 4.3 | |
| 118.1 | Acupuncture | 4.1 | |
| 118.5 | Biofeedback | 4.1 | |
| 118.7 | Herbalism | 4.1 | |
| 118.2 | Qi gong (internal and external Qiging) | 3.9 | |
| 118.2 | Reflexology | 3.9 | |
| 118.3 | Aromatherapy | 3.9 | |
| 118.2 | Reiki | 3.8 | |
| 118.2 | Alexander technique | 3.7 | |
| 118.1 | Hypnosis | 3.6 | |
| 118.4 | Ayurveda (Ayurvedic medicine) | 3.6 | |

2.3 Survey Results Sorted by Score with Categories Combined

Following are the survey results presented by average score in descending order with all categories combined.

The following abbreviations were used to indicate the category of each item.

| Category | Abbreviation |
|--|-----------------|
| Clinical Care Factors | Clinical Care |
| Preventative/Wellness Factors | Prev/Wellness |
| Health Behaviors and Social and Economic Factors | Behav/Soc-Eco |
| Physical Environment Factors | Physical Envirn |
| Complementary and alternative medicine (CAM) | CAM |





























Central Michigan Regional Rural Health Network Community Health Survey Report

| Category | Q # | Question | Avg. Scr. | Average Score |
|-----------------|------|--|-----------|---------------|
| Clinical Care | 13.3 | Lack of access of medication due to: Cost | 6.3 | |
| Clinical Care | 25 | Lack of access to health services due to transportation issues | 6.3 | |
| Prev/Wellness | 54 | Mental health promotion/mental illness prevention | 6.2 | |
| Prev/Wellness | 61 | Teen pregnancy prevention | 6.2 | |
| Behav/Soc-Eco | 76.2 | Neglect and abuse (violent and/or controlling behavior) - Children | 6.2 | |
| Clinical Care | 5.3 | Lack of access to dental care due to: Cost | 6.1 | |
| Prev/Wellness | 56.1 | Overweight/obesity prevention - Nutritional counseling | 6.1 | |
| Prev/Wellness | 56.2 | Overweight/obesity prevention - Physical activity counseling | 6.1 | |
| Behav/Soc-Eco | 66.4 | Birth related - Smoking during pregnancy | 6.1 | |
| Behav/Soc-Eco | 76.6 | Neglect and abuse (violent and/or controlling behavior) - Related to domestic situations | 6.1 | |
| Behav/Soc-Eco | 79 | Physical inactivity | 6.1 | |
| Behav/Soc-Eco | 80.6 | Substance abuse - Methamphetamine | 6.1 | |
| Behav/Soc-Eco | 80.8 | Substance abuse - Prescription/pharmaceutical drugs | 6.1 | |
| Physical Envirn | 87.2 | Access to food - Availability of low cost healthy food choices | 6.1 | |
| Clinical Care | 5.1 | Lack of access to dental care due to: Being uninsured | 6.0 | |
| Clinical Care | 5.2 | Lack of access to dental care due to: Being underinsured | 6.0 | |
| Clinical Care | 8.3 | Lack of access to mental health care due to: Cost | 6.0 | |
| Clinical Care | 8.4 | Lack of access to mental health care due to: Lack of providers | 6.0 | |
| Clinical Care | 13.2 | Lack of access of medication due to: Being underinsured | 6.0 | |
| Prev/Wellness | 39 | Dental/oral health maintenance | 6.0 | |
| Prev/Wellness | 40 | Diabetes prevention | 6.0 | |
| Prev/Wellness | 62.1 | Vaccinations - Childhood vaccinations (DTaP, Flu, HepA, HepB, Hib, IPV, MMR, PCV, RV, Varicella) | 6.0 | |
| Prev/Wellness | 62.2 | Vaccinations - HPV vaccinations | 6.0 | |
| Prev/Wellness | 62.3 | Vaccinations - Influenza (flu) vaccinations | 6.0 | |
| Behav/Soc-Eco | 76.3 | Neglect and abuse (violent and/or controlling behavior) - Seniors | 6.0 | |

Central Michigan Regional Rural Health Network Community Health Survey Report

| Category | Q # | Question | Avg. Scr. | Average Score |
|---------------|------|--|-----------|---------------|
| Behav/Soc-Eco | 76.4 | Neglect and abuse (violent and/or controlling behavior) - Sexual Assault | 6.0 | |
| Behav/Soc-Eco | 77.2 | Nutrition - Inadequate fruit/vegetable consumption | 6.0 | |
| Behav/Soc-Eco | 80.4 | Substance abuse - Driving while under the influence of substances | 6.0 | |
| Clinical Care | 6.3 | Lack of access to vision care due to: Cost | 5.9 | |
| Clinical Care | 8.1 | Lack of access to mental health care due to: Being uninsured | 5.9 | |
| Clinical Care | 8.2 | Lack of access to mental health care due to: Being underinsured | 5.9 | |
| Clinical Care | 9.1 | Lack of access to substance use disorder services due to: Being uninsured | 5.9 | |
| Clinical Care | 13.1 | Lack of access of medication due to: Being uninsured | 5.9 | |
| Prev/Wellness | 38 | Communicable disease prevention | 5.9 | |
| Prev/Wellness | 41 | Diabetes screening/testing | 5.9 | |
| Prev/Wellness | 45 | Heart disease prevention | 5.9 | |
| Prev/Wellness | 55.4 | Mortality - Suicide prevention | 5.9 | |
| Prev/Wellness | 62.4 | Vaccinations - Pneumonia vaccinations | 5.9 | |
| Behav/Soc-Eco | 77.1 | Nutrition - Food insecurity (limited or uncertain availability of nutritionally adequate and safe foods or limited or uncertain ability to acquire acceptable foods in socially acceptable ways) | 5.9 | |
| Behav/Soc-Eco | 78.2 | Parenting issues - Teenage parents | 5.9 | |
| Behav/Soc-Eco | 80.1 | Substance abuse - Alcohol related | 5.9 | |
| Behav/Soc-Eco | 80.5 | Substance abuse - Heroin | 5.9 | |
| Clinical Care | 6.1 | Lack of access to vision care due to: Being uninsured | 5.8 | |
| Clinical Care | 6.2 | Lack of access to vision care due to: Being underinsured | 5.8 | |
| Clinical Care | 9.2 | Lack of access to substance use disorder services due to: Being underinsured | 5.8 | |
| Clinical Care | 9.3 | Lack of access to substance use disorder services due to: Cost | 5.8 | |
| Clinical Care | 9.4 | Lack of access to substance use disorder services due to: Lack of providers | 5.8 | |
| Prev/Wellness | 35.1 | Cancer screening/testing - mammogram | 5.8 | |
| Behav/Soc-Eco | 66.3 | Birth related - Pregnancy among women under 18 | 5.8 | |
| Behav/Soc-Eco | 77.3 | Nutrition - Soda consumption | 5.8 | |
| Behav/Soc-Eco | 81 | Tobacco use | 5.8 | |

Central Michigan Regional Rural Health Network Community Health Survey Report

| Category | Q # | Question | Avg. Scr. | Average Score |
|------------------|-------|---|-----------|---|
| Behav/Soc-Eco | 84 | Unsafe sex practices/sexual transmission of disease | 5.8 |  |
| Physical Environ | 114.1 | Access to public transportation | 5.8 |  |
| Clinical Care | 2.2 | Lack of access to primary care due to: Being underinsured | 5.7 |  |
| Prev/Wellness | 35.2 | Cancer screening/testing - Pap test | 5.7 |  |
| Prev/Wellness | 35.3 | Cancer screening/testing - sigmoidoscopy or colonoscopy | 5.7 |  |
| Prev/Wellness | 46 | High blood pressure prevention | 5.7 |  |
| Prev/Wellness | 48 | Infant mortality prevention | 5.7 |  |
| Prev/Wellness | 59.1 | Sexually transmitted diseases screening/testing - Chlamydia | 5.7 |  |
| Behav/Soc-Eco | 76.1 | Neglect and abuse (violent and/or controlling behavior) -Adults | 5.7 |  |
| Behav/Soc-Eco | 76.5 | Neglect and abuse (violent and/or controlling behavior) - Violent Crime | 5.7 |  |
| Behav/Soc-Eco | 80.3 | Substance abuse - Cocaine | 5.7 |  |
| Behav/Soc-Eco | 80.7 | Substance abuse - Over the counter medications | 5.7 |  |
| Physical Environ | 87.6 | Access to food - Supplemental Nutrition Assistance Program (SNAP) authorized farmer's market access | 5.7 |  |
| Physical Environ | 92 | Availability of positive teen activities | 5.7 |  |
| Physical Environ | 100 | Housing - Homelessness | 5.7 |  |
| Clinical Care | 2.3 | Lack of access to primary care due to: Cost | 5.6 |  |
| Clinical Care | 2.4 | Lack of access to primary care due to: Lack of providers | 5.6 |  |
| Clinical Care | 5.4 | Lack of access to dental care due to: Lack of providers | 5.6 |  |
| Clinical Care | 7.3 | Lack of access to audiology (hearing) care due to: Cost | 5.6 |  |
| Prev/Wellness | 33 | Birth related – premature birth prevention | 5.6 |  |
| Prev/Wellness | 47 | High cholesterol prevention | 5.6 |  |
| Prev/Wellness | 59.2 | Sexually transmitted diseases screening/testing - Gonorrhea | 5.6 |  |
| Prev/Wellness | 59.3 | Sexually transmitted diseases screening/testing - HIV/AIDS | 5.6 |  |
| Prev/Wellness | 59.4 | Sexually transmitted diseases screening/testing - Syphilis | 5.6 |  |
| Prev/Wellness | 60 | Stroke prevention | 5.6 |  |
| Behav/Soc-Eco | 67 | High school graduation rates | 5.6 |  |
| Behav/Soc-Eco | 72 | Lack of family planning, including contraception | 5.6 |  |
| Behav/Soc-Eco | 74 | Lack of social or emotional support | 5.6 |  |

Central Michigan Regional Rural Health Network Community Health Survey Report

| Category | Q # | Question | Avg. Scr. | Average Score |
|------------------|-------|---|-----------|---------------|
| Behav/Soc-Eco | 78.1 | Parenting issues - Single parent families | 5.6 | |
| Physical Environ | 87.1 | Access to food - Availability of healthy food choices at fast food establishments | 5.6 | |
| Physical Environ | 87.3 | Access to food - Free food access | 5.6 | |
| Physical Environ | 87.5 | Access to food - Lack of farm to fork | 5.6 | |
| Physical Environ | 87.7 | Access to food - Supplemental Nutrition Assistance Program (SNAP) authorized food store access | 5.6 | |
| Physical Environ | 87.8 | Access to food - WIC authorized food store access | 5.6 | |
| Clinical Care | 16 | Lack of access to integrated care | 5.5 | |
| Clinical Care | 23 | Preventable hospital events (ones involving conditions that could have been addressed in an outpatient setting) | 5.5 | |
| Prev/Wellness | 31 | Birth defects prevention | 5.5 | |
| Prev/Wellness | 32 | Birth related – low birthweight prevention | 5.5 | |
| Prev/Wellness | 36 | Cholesterol screening/testing | 5.5 | |
| Prev/Wellness | 37 | Chronic obstructive pulmonary disease (COPD) prevention | 5.5 | |
| Prev/Wellness | 49 | Influenza and pneumonia prevention | 5.5 | |
| Prev/Wellness | 58 | Sexually transmitted diseases prevention | 5.5 | |
| Behav/Soc-Eco | 71 | Lack of dental care at home | 5.5 | |
| Behav/Soc-Eco | 73 | Lack of knowledge on how to prepare food | 5.5 | |
| Physical Environ | 98 | Food safety | 5.5 | |
| CAM | 118.2 | Nutritional counseling | 5.5 | |
| Clinical Care | 12.4 | Lack of postpartum care due to: Lack of providers | 5.4 | |
| Clinical Care | 17 | Lack of wrap around case management | 5.4 | |
| Clinical Care | 18 | Lack of access to school based health care | 5.4 | |
| Prev/Wellness | 34 | Blood pressure screening/testing | 5.4 | |
| Behav/Soc-Eco | 69 | Lack of access to substance abuse support groups | 5.4 | |
| Behav/Soc-Eco | 78.3 | Parenting issues - Issues in general | 5.4 | |
| Physical Environ | 87.4 | Access to food - Grocery store access | 5.4 | |
| Physical Environ | 91 | Availability of healthy and safe family activities | 5.4 | |
| Physical Environ | 101.1 | Housing environment - Availability of assisted housing | 5.4 | |
| Physical Environ | 108 | Motor vehicle safety – use of child safety seats and seat belts | 5.4 | |
| Clinical Care | 2.1 | Lack of access to primary care due to: Being uninsured | 5.3 | |

Central Michigan Regional Rural Health Network Community Health Survey Report

| Category | Q # | Question | Avg. Scr. | Average Score |
|-----------------|-------|--|-----------|---------------|
| Clinical Care | 7.1 | Lack of access to audiology (hearing) care due to: Being uninsured | 5.3 | |
| Clinical Care | 7.2 | Lack of access to audiology (hearing) care due to: Being underinsured | 5.3 | |
| Clinical Care | 10.1 | Lack of first trimester of pregnancy prenatal care due to: Being uninsured | 5.3 | |
| Clinical Care | 10.2 | Lack of first trimester of pregnancy prenatal care due to: Being underinsured | 5.3 | |
| Clinical Care | 10.4 | Lack of first trimester of pregnancy prenatal care due to: Lack of providers | 5.3 | |
| Clinical Care | 11.2 | Lack of second and third trimester of pregnancy prenatal care due to: Being underinsured | 5.3 | |
| Clinical Care | 12.2 | Lack of postpartum care due to: Being underinsured | 5.3 | |
| Clinical Care | 15 | Lack of continuity between acute and chronic needs care | 5.3 | |
| Prev/Wellness | 51 | Lead poisoning screening/testing for children | 5.3 | |
| Prev/Wellness | 53 | Lung disease prevention | 5.3 | |
| Behav/Soc-Eco | 66.1 | Lack of breastfeeding by new mothers | 5.3 | |
| Behav/Soc-Eco | 80.2 | Substance abuse - Cannabis | 5.3 | |
| Behav/Soc-Eco | 82 | Underemployment | 5.3 | |
| Behav/Soc-Eco | 83 | Unemployment | 5.3 | |
| Physical Envirn | 101.4 | Housing environment - Substandard housing | 5.3 | |
| Physical Envirn | 111 | Pharmaceuticals disposal | 5.3 | |
| Physical Envirn | 115.1 | Drinking water | 5.3 | |
| Clinical Care | 3 | Lack of a consistent source of primary care (medical home) | 5.2 | |
| Clinical Care | 11.1 | Lack of second and third trimester of pregnancy prenatal care due to: Being uninsured | 5.2 | |
| Clinical Care | 11.4 | Lack of second and third trimester of pregnancy prenatal care due to: Lack of providers | 5.2 | |
| Clinical Care | 12.1 | Lack of postpartum care due to: Being uninsured | 5.2 | |
| Clinical Care | 12.3 | Lack of postpartum care due to: Cost | 5.2 | |
| Clinical Care | 14 | Lack of patient advocate/liaisons | 5.2 | |
| Clinical Care | 21 | Effects associated with psychotropic medications | 5.2 | |
| Prev/Wellness | 52 | Liver disease and cirrhosis prevention | 5.2 | |
| Prev/Wellness | 57 | Respiratory disease, including lung disease and chronic obstructive pulmonary diseases (COPD) prevention | 5.2 | |
| Behav/Soc-Eco | 70 | Lack of access to support groups for adults | 5.2 | |










Central Michigan Regional Rural Health Network Community Health Survey Report

| Category | Q # | Question | Avg. Scr. | Average Score |
|------------------|-------|--|-----------|---------------|
| Physical Environ | 113 | Recreation and fitness facility access | 5.2 | |
| Clinical Care | 10.3 | Lack of first trimester of pregnancy prenatal care due to: Cost | 5.1 | |
| Clinical Care | 11.3 | Lack of second and third trimester of pregnancy prenatal care due to: Cost | 5.1 | |
| Clinical Care | 19 | Lack of access to sexual education | 5.1 | |
| Clinical Care | 22 | Medication adherence | 5.1 | |
| Prev/Wellness | 30 | Alzheimer's disease detection | 5.1 | |
| Prev/Wellness | 50 | Kidney disease prevention | 5.1 | |
| Physical Environ | 114.2 | Unsafe, poorly maintained roads | 5.1 | |
| Physical Environ | 115.2 | E.coli in surface water | 5.1 | |
| Physical Environ | 115.3 | Local wells | 5.1 | |
| Physical Environ | 115.4 | Nitrate levels | 5.1 | |
| Clinical Care | 20 | Lack of access to family planning services | 5.0 | |
| Physical Environ | 102 | Lack of exercise facilities | 5.0 | |
| Physical Environ | 115.5 | Surface water | 5.0 | |
| Clinical Care | 6.4 | Lack of access to vision care due to: Lack of providers | 4.9 | |
| Clinical Care | 7.4 | Lack of access to audiology (hearing) care due to: Lack of providers | 4.9 | |
| Clinical Care | 13.4 | Lack of access of medication due to: Lack of providers | 4.9 | |
| Prev/Wellness | 29 | Alzheimer's disease prevention | 4.9 | |
| Prev/Wellness | 44 | Healthcare-associated infections prevention | 4.9 | |
| Prev/Wellness | 55.5 | Mortality - Unintentional injury prevention | 4.9 | |
| Physical Environ | 94.3 | Chemicals/heavy metals/toxins in - The soil | 4.9 | |
| Physical Environ | 95 | Emergency preparedness | 4.9 | |
| Physical Environ | 110 | Pesticides entering the environment | 4.9 | |
| Physical Environ | 112 | Pharmaceuticals reallocation | 4.9 | |
| CAM | 118.2 | Yoga | 4.9 | |
| Clinical Care | 4 | Lack of access to community health centers (known as Federally Qualified Health Centers) | 4.8 | |
| Prev/Wellness | 55.2 | Mortality - Motor vehicle accident prevention | 4.8 | |
| Behav/Soc-Eco | 68 | Injury prevention | 4.8 | |
| Physical Environ | 88.3 | Air quality - Radon | 4.8 | |
| Physical Environ | 94.1 | Chemicals/heavy metals/toxins in - Home environments | 4.8 | |
| Physical Environ | 101.2 | Housing environment - Low vacancy rate | 4.8 | |
| Prev/Wellness | 55.1 | Mortality - Homicide prevention | 4.7 | |
| Prev/Wellness | 55.3 | Mortality - Pedestrian accident prevention | 4.7 | |

Central Michigan Regional Rural Health Network Community Health Survey Report

| Category | Q # | Question | Avg. Scr. | Average Score |
|------------------|-------|---|-----------|---------------|
| Behav/Soc-Eco | 75 | Lack of support services for the recently incarcerated | 4.7 | |
| Physical Environ | 94.2 | Chemicals/heavy metals/toxins in - Occupational environments | 4.7 | |
| Physical Environ | 99 | Genetically modified organisms | 4.7 | |
| Physical Environ | 101.3 | Housing environment - Overcrowded housing | 4.7 | |
| Physical Environ | 103 | Lack of recreational facilities (parks, trails, community centers) | 4.7 | |
| Clinical Care | 24 | Hospice use | 4.6 | |
| Behav/Soc-Eco | 65 | Addictive behavior - gambling | 4.6 | |
| Physical Environ | 104 | Lead poisoning | 4.6 | |
| CAM | 118.1 | Meditation | 4.6 | |
| CAM | 118.8 | Holistic nursing | 4.6 | |
| Behav/Soc-Eco | 66.2 | Birth related - Pregnancy among women age 40-54 | 4.5 | |
| Physical Environ | 88.2 | Air quality - Particulate matter | 4.5 | |
| Physical Environ | 96 | Environmentally based infectious agents | 4.5 | |
| Physical Environ | 97 | Food irradiation | 4.5 | |
| Physical Environ | 109 | Occupational safety and health | 4.5 | |
| Clinical Care | 26 | Lack of electronic records/health information technology | 4.4 | |
| Physical Environ | 88.1 | Air quality - Ozone | 4.4 | |
| Physical Environ | 90 | Antibiotics being used on animals | 4.4 | |
| Physical Environ | 107 | Motor vehicle accidents | 4.4 | |
| CAM | 118.1 | Massage therapy | 4.4 | |
| CAM | 118.1 | Music therapy | 4.4 | |
| CAM | 118.2 | Tai Chi | 4.4 | |
| Prev/Wellness | 42 | Environmental/wildlife based disease prevention | 4.3 | |
| Prev/Wellness | 43 | Firearms-related injury prevention | 4.3 | |
| Physical Environ | 105 | Liquor store density | 4.3 | |
| Physical Environ | 106 | Low fluoride levels in water supply (well supplied water versus municipally supplied water) | 4.3 | |
| CAM | 118.1 | Naturopathy | 4.3 | |
| CAM | 118.2 | Osteopathic manipulative therapy (OMT) | 4.3 | |
| CAM | 118.2 | Spiritual healing | 4.3 | |
| CAM | 118.6 | Chiropractic medicine | 4.3 | |
| CAM | 118.9 | Homeopathy | 4.3 | |
| Physical Environ | 93 | Bioterrorism | 4.2 | |
| CAM | 118.1 | Acupuncture | 4.1 | |
| CAM | 118.5 | Biofeedback | 4.1 | |

Central Michigan Regional Rural Health Network Community Health Survey Report

| Category | Q # | Question | Avg. Scr. | Average Score |
|------------------|-------|--|-----------|---|
| CAM | 118.7 | Herbalism | 4.1 |  |
| Physical Environ | 89 | Animal control issues | 3.9 |  |
| CAM | 118.2 | Qi gong (internal and external Qiging) | 3.9 |  |
| CAM | 118.2 | Reflexology | 3.9 |  |
| CAM | 118.3 | Aromatherapy | 3.9 |  |
| CAM | 118.2 | Reiki | 3.8 |  |
| CAM | 118.2 | Alexander technique | 3.7 |  |
| CAM | 118.1 | Hypnosis | 3.6 |  |
| CAM | 118.4 | Ayurveda (Ayurvedic medicine) | 3.6 |  |

Central Michigan Regional Rural Health Network Community Health Survey Report

Appendix

| Question Number | Question | Number of Responses | % Responding | Number Responding Don't Know | % Responding Don't Know | Average Response |
|------------------------------|--|---------------------|--------------|------------------------------|-------------------------|------------------|
| Clinical Care Factors | | | | | | |
| 2.1 | Lack of access to primary care due to: Being uninsured | 82 | 100% | 5 | 6% | 5.3 |
| 2.2 | Lack of access to primary care due to: Being underinsured | 82 | 100% | 3 | 4% | 5.7 |
| 2.3 | Lack of access to primary care due to: Cost | 82 | 100% | 3 | 4% | 5.6 |
| 2.4 | Lack of access to primary care due to: Lack of providers | 82 | 100% | 4 | 5% | 5.6 |
| 3. | Lack of a consistent source of primary care (medical home) | 82 | 100% | 4 | 5% | 5.2 |
| 4. | Lack of access to community health centers (known as Federally Qualified Health Centers) | 82 | 100% | 6 | 7% | 4.8 |
| 5.1 | Lack of access to dental care due to: Being uninsured | 82 | 100% | 4 | 5% | 6.0 |
| 5.2 | Lack of access to dental care due to: Being underinsured | 82 | 100% | 4 | 5% | 6.0 |
| 5.3 | Lack of access to dental care due to: Cost | 82 | 100% | 3 | 4% | 6.1 |
| 5.4 | Lack of access to dental care due to: Lack of providers | 82 | 100% | 5 | 6% | 5.6 |
| 6.1 | Lack of access to vision care due to: Being uninsured | 82 | 100% | 5 | 6% | 5.8 |
| 6.2 | Lack of access to vision care due to: Being underinsured | 82 | 100% | 5 | 6% | 5.8 |
| 6.3 | Lack of access to vision care due to: Cost | 82 | 100% | 4 | 5% | 5.9 |
| 6.4 | Lack of access to vision care due to: Lack of providers | 82 | 100% | 5 | 6% | 4.9 |
| 7.1 | Lack of access to audiology (hearing) care due to: Being uninsured | 82 | 100% | 8 | 10% | 5.3 |
| 7.2 | Lack of access to audiology (hearing) care due to: Being underinsured | 82 | 100% | 8 | 10% | 5.3 |
| 7.3 | Lack of access to audiology (hearing) care due to: Cost | 82 | 100% | 8 | 10% | 5.6 |
| 7.4 | Lack of access to audiology (hearing) care due to: Lack of providers | 82 | 100% | 8 | 10% | 4.9 |
| 8.1 | Lack of access to mental health care due to: Being uninsured | 82 | 100% | 3 | 4% | 5.9 |
| 8.2 | Lack of access to mental health care due to: Being underinsured | 82 | 100% | 3 | 4% | 5.9 |
| 8.3 | Lack of access to mental health care due to: Cost | 82 | 100% | 4 | 5% | 6.0 |
| 8.4 | Lack of access to mental health care due to: Lack of providers | 82 | 100% | 3 | 4% | 6.0 |

Central Michigan Regional Rural Health Network Community Health Survey Report

| Question Number | Question | Number of Responses | % Responding | Number Responding Don't Know | % Responding Don't Know | Average Response |
|-----------------|--|---------------------|--------------|------------------------------|-------------------------|------------------|
| 9.1 | Lack of access to substance use disorder services due to: Being uninsured | 82 | 100% | 12 | 15% | 5.9 |
| 9.2 | Lack of access to substance use disorder services due to: Being underinsured | 82 | 100% | 12 | 15% | 5.8 |
| 9.3 | Lack of access to substance use disorder services due to: Cost | 82 | 100% | 10 | 12% | 5.8 |
| 9.4 | Lack of access to substance use disorder services due to: Lack of providers | 82 | 100% | 9 | 11% | 5.8 |
| 10.1 | Lack of first trimester of pregnancy prenatal care due to: Being uninsured | 82 | 100% | 16 | 20% | 5.3 |
| 10.2 | Lack of first trimester of pregnancy prenatal care due to: Being underinsured | 82 | 100% | 14 | 17% | 5.3 |
| 10.3 | Lack of first trimester of pregnancy prenatal care due to: Cost | 82 | 100% | 13 | 16% | 5.1 |
| 10.4 | Lack of first trimester of pregnancy prenatal care due to: Lack of providers | 82 | 100% | 14 | 17% | 5.3 |
| 11.1 | Lack of second and third trimester of pregnancy prenatal care due to: Being uninsured | 82 | 100% | 15 | 18% | 5.2 |
| 11.2 | Lack of second and third trimester of pregnancy prenatal care due to: Being underinsured | 82 | 100% | 14 | 17% | 5.3 |
| 11.3 | Lack of second and third trimester of pregnancy prenatal care due to: Cost | 82 | 100% | 12 | 15% | 5.1 |
| 11.4 | Lack of second and third trimester of pregnancy prenatal care due to: Lack of providers | 82 | 100% | 15 | 18% | 5.2 |
| 12.1 | Lack of postpartum care due to: Being uninsured | 82 | 100% | 14 | 17% | 5.2 |
| 12.2 | Lack of postpartum care due to: Being underinsured | 82 | 100% | 13 | 16% | 5.3 |
| 12.3 | Lack of postpartum care due to: Cost | 82 | 100% | 11 | 13% | 5.2 |
| 12.4 | Lack of postpartum care due to: Lack of providers | 82 | 100% | 15 | 18% | 5.4 |
| 13.1 | Lack of access of medication due to: Being uninsured | 82 | 100% | 5 | 6% | 5.9 |
| 13.2 | Lack of access of medication due to: Being underinsured | 82 | 100% | 4 | 5% | 6.0 |
| 13.3 | Lack of access of medication due to: Cost | 82 | 100% | 2 | 2% | 6.3 |
| 13.4 | Lack of access of medication due to: Lack of providers | 82 | 100% | 13 | 16% | 4.9 |
| 14. | Lack of patient advocate/liaisons | 82 | 100% | 5 | 6% | 5.2 |
| 15. | Lack of continuity between acute and chronic needs care | 82 | 100% | 5 | 6% | 5.3 |
| 16. | Lack of access to integrated care | 82 | 100% | 6 | 7% | 5.5 |

Central Michigan Regional Rural Health Network Community Health Survey Report

| Question Number | Question | Number of Responses | % Responding | Number Responding Don't Know | % Responding Don't Know | Average Response |
|--------------------------------------|---|---------------------|--------------|------------------------------|-------------------------|------------------|
| 17. | Lack of wrap around case management | 82 | 100% | 7 | 9% | 5.4 |
| 18. | Lack of access to school based health care | 82 | 100% | 9 | 11% | 5.4 |
| 19. | Lack of access to sexual education | 82 | 100% | 9 | 11% | 5.1 |
| 20. | Lack of access to family planning services | 82 | 100% | 8 | 10% | 5.0 |
| 21. | Effects associated with psychotropic medications | 82 | 100% | 10 | 12% | 5.2 |
| 22. | Medication adherence | 82 | 100% | 5 | 6% | 5.1 |
| 23. | Preventable hospital events (ones involving conditions that could have been addressed in an outpatient setting) | 82 | 100% | 5 | 6% | 5.5 |
| 24. | Hospice use | 82 | 100% | 7 | 9% | 4.6 |
| 25. | Lack of access to health services due to transportation issues | 82 | 100% | 2 | 2% | 6.3 |
| 26. | Lack of electronic records/health information technology | 82 | 100% | 8 | 10% | 4.4 |
| Preventative Wellness Factors | | | | | | |
| 29. | Alzheimer's disease prevention | 79 | 96% | 4 | 5% | 4.9 |
| 30. | Alzheimer's disease detection | 79 | 96% | 4 | 5% | 5.1 |
| 31. | Birth defects prevention | 79 | 96% | 4 | 5% | 5.5 |
| 32. | Birth related – low birthweight prevention | 79 | 96% | 4 | 5% | 5.5 |
| 33. | Birth related – premature birth prevention | 79 | 96% | 4 | 5% | 5.6 |
| 34. | Blood pressure screening/testing | 79 | 96% | 2 | 3% | 5.4 |
| 35.1 | Cancer screening/testing - mammogram | 79 | 96% | 1 | 1% | 5.8 |
| 35.2 | Cancer screening/testing - Pap test | 79 | 96% | 1 | 1% | 5.7 |
| 35.3 | Cancer screening/testing - sigmoidoscopy or colonoscopy | 79 | 96% | 1 | 1% | 5.7 |
| 36. | Cholesterol screening/testing | 79 | 96% | 1 | 1% | 5.5 |
| 37. | Chronic obstructive pulmonary disease (COPD) prevention | 79 | 96% | 1 | 1% | 5.5 |
| 38. | Communicable disease prevention | 79 | 96% | 2 | 3% | 5.9 |
| 39. | Dental/oral health maintenance | 79 | 96% | 1 | 1% | 6.0 |
| 40. | Diabetes prevention | 79 | 96% | 1 | 1% | 6.0 |
| 41. | Diabetes screening/testing | 79 | 96% | 1 | 1% | 5.9 |
| 42. | Environmental/wildlife based disease prevention | 79 | 96% | 8 | 10% | 4.3 |
| 43. | Firearms-related injury prevention | 79 | 96% | 8 | 10% | 4.3 |
| 44. | Healthcare-associated infections prevention | 79 | 96% | 3 | 4% | 4.9 |
| 45. | Heart disease prevention | 79 | 96% | 3 | 4% | 5.9 |

Central Michigan Regional Rural Health Network Community Health Survey Report

| Question Number | Question | Number of Responses | % Responding | Number Responding Don't Know | % Responding Don't Know | Average Response |
|-----------------|--|---------------------|--------------|------------------------------|-------------------------|------------------|
| 46. | High blood pressure prevention | 79 | 96% | 2 | 3% | 5.7 |
| 47. | High cholesterol prevention | 79 | 96% | 2 | 3% | 5.6 |
| 48. | Infant mortality prevention | 79 | 96% | 3 | 4% | 5.7 |
| 49. | Influenza and pneumonia prevention | 79 | 96% | 2 | 3% | 5.5 |
| 50. | Kidney disease prevention | 79 | 96% | 3 | 4% | 5.1 |
| 51. | Lead poisoning screening/testing for children | 79 | 96% | 4 | 5% | 5.3 |
| 52. | Liver disease and cirrhosis prevention | 79 | 96% | 2 | 3% | 5.2 |
| 53. | Lung disease prevention | 79 | 96% | 2 | 3% | 5.3 |
| 54. | Mental health promotion/mental illness prevention | 79 | 96% | 1 | 1% | 6.2 |
| 55.1 | Mortality - Homicide prevention | 79 | 96% | 4 | 5% | 4.7 |
| 55.2 | Mortality - Motor vehicle accident prevention | 79 | 96% | 4 | 5% | 4.8 |
| 55.3 | Mortality - Pedestrian accident prevention | 79 | 96% | 4 | 5% | 4.7 |
| 55.4 | Mortality - Suicide prevention | 79 | 96% | 2 | 3% | 5.9 |
| 55.5 | Mortality - Unintentional injury prevention | 79 | 96% | 5 | 6% | 4.9 |
| 56.1 | Overweight/obesity prevention - Nutritional counseling | 79 | 96% | 3 | 4% | 6.1 |
| 56.2 | Overweight/obesity prevention - Physical activity counseling | 79 | 96% | 2 | 3% | 6.1 |
| 57. | Respiratory disease, including lung disease and chronic obstructive pulmonary diseases (COPD) prevention | 79 | 96% | 2 | 3% | 5.2 |
| 58. | Sexually transmitted diseases prevention | 79 | 96% | 4 | 5% | 5.5 |
| 59.1 | Sexually transmitted diseases screening/testing - Chlamydia | 79 | 96% | 6 | 8% | 5.7 |
| 59.2 | Sexually transmitted diseases screening/testing - Gonorrhea | 79 | 96% | 6 | 8% | 5.6 |
| 59.3 | Sexually transmitted diseases screening/testing - HIV/AIDS | 79 | 96% | 6 | 8% | 5.6 |
| 59.4 | Sexually transmitted diseases screening/testing - Syphilis | 79 | 96% | 6 | 8% | 5.6 |
| 60 | Stroke prevention | 79 | 96% | 2 | 3% | 5.6 |
| 61. | Teen pregnancy prevention | 79 | 96% | 3 | 4% | 6.2 |
| 62.1 | Vaccinations - Childhood vaccinations (DTaP, Flu, HepA, HepB, Hib, IPV, MMR, PCV, RV, Varicella) | 79 | 96% | 2 | 3% | 6.0 |
| 62.2 | Vaccinations - HPV vaccinations | 79 | 96% | 3 | 4% | 6.0 |
| 62.3 | Vaccinations - Influenza (flu) vaccinations | 79 | 96% | 1 | 1% | 6.0 |
| 62.4 | Vaccinations - Pneumonia vaccinations | 79 | 96% | 1 | 1% | 5.9 |

Central Michigan Regional Rural Health Network Community Health Survey Report

| Question Number | Question | Number of Responses | % Responding | Number Responding Don't Know | % Responding Don't Know | Average Response |
|---|--|---------------------|--------------|------------------------------|-------------------------|------------------|
| Health Behaviors and Social/Economic Factors | | | | | | |
| 65. | Addictive behavior - gambling | 77 | 94% | 9 | 12% | 4.6 |
| 66.1 | Lack of breastfeeding by new mothers | 77 | 94% | 5 | 6% | 5.3 |
| 66.2 | Birth related - Pregnancy among women age 40-54 | 77 | 94% | 8 | 10% | 4.5 |
| 66.3 | Birth related - Pregnancy among women under 18 | 77 | 94% | 5 | 6% | 5.8 |
| 66.4 | Birth related - Smoking during pregnancy | 77 | 94% | 5 | 6% | 6.1 |
| 67. | High school graduation rates | 77 | 94% | 8 | 10% | 5.6 |
| 68. | Injury prevention | 77 | 94% | 6 | 8% | 4.8 |
| 69. | Lack of access to substance abuse support groups | 77 | 94% | 4 | 5% | 5.4 |
| 70. | Lack of access to support groups for adults | 77 | 94% | 4 | 5% | 5.2 |
| 71. | Lack of dental care at home | 77 | 94% | 3 | 4% | 5.5 |
| 72. | Lack of family planning, including contraception | 77 | 94% | 4 | 5% | 5.6 |
| 73. | Lack of knowledge on how to prepare food | 77 | 94% | 2 | 3% | 5.5 |
| 74. | Lack of social or emotional support | 77 | 94% | 4 | 5% | 5.6 |
| 75. | Lack of support services for the recently incarcerated | 77 | 94% | 4 | 5% | 4.7 |
| 76.1 | Neglect and abuse (violent and/or controlling behavior) - Adults | 77 | 94% | 3 | 4% | 5.7 |
| 76.2 | Neglect and abuse (violent and/or controlling behavior) - Children | 77 | 94% | 3 | 4% | 6.2 |
| 76.3 | Neglect and abuse (violent and/or controlling behavior) - Seniors | 77 | 94% | 3 | 4% | 6.0 |
| 76.4 | Neglect and abuse (violent and/or controlling behavior) - Sexual Assault | 77 | 94% | 4 | 5% | 6.0 |
| 76.5 | Neglect and abuse (violent and/or controlling behavior) - Violent Crime | 77 | 94% | 4 | 5% | 5.7 |
| 76.6 | Neglect and abuse (violent and/or controlling behavior) - Related to domestic situations | 77 | 94% | 3 | 4% | 6.1 |
| 77.1 | Nutrition - Food insecurity (limited or uncertain availability of nutritionally adequate and safe foods or limited or uncertain ability to acquire acceptable foods in socially acceptable ways) | 77 | 94% | 1 | 1% | 5.9 |
| 77.2 | Nutrition - Inadequate fruit/vegetable consumption | 77 | 94% | 1 | 1% | 6.0 |
| 77.3 | Nutrition - Soda consumption | 77 | 94% | 2 | 3% | 5.8 |
| 78.1 | Parenting issues - Single parent families | 77 | 94% | 4 | 5% | 5.6 |
| 78.2 | Parenting issues - Teenage parents | 77 | 94% | 4 | 5% | 5.9 |

Central Michigan Regional Rural Health Network Community Health Survey Report

| Question Number | Question | Number of Responses | % Responding | Number Responding Don't Know | % Responding Don't Know | Average Response |
|-------------------------------------|---|---------------------|--------------|------------------------------|-------------------------|------------------|
| 78.3 | Parenting issues - Issues in general | 77 | 94% | 5 | 6% | 5.4 |
| 79. | Physical inactivity | 77 | 94% | 0 | 0% | 6.1 |
| 80.1 | Substance abuse - Alcohol related | 77 | 94% | 3 | 4% | 5.9 |
| 80.2 | Substance abuse - Cannabis | 77 | 94% | 5 | 6% | 5.3 |
| 80.3 | Substance abuse - Cocaine | 77 | 94% | 4 | 5% | 5.7 |
| 80.4 | Substance abuse - Driving while under the influence of substances | 77 | 94% | 3 | 4% | 6.0 |
| 80.5 | Substance abuse - Heroin | 77 | 94% | 4 | 5% | 5.9 |
| 80.6 | Substance abuse - Methamphetamine | 77 | 94% | 4 | 5% | 6.1 |
| 80.7 | Substance abuse - Over the counter medications | 77 | 94% | 4 | 5% | 5.7 |
| 80.8 | Substance abuse - Prescription/pharmaceutical drugs | 77 | 94% | 4 | 5% | 6.1 |
| 81. | Tobacco use | 77 | 94% | 3 | 4% | 5.8 |
| 82. | Underemployment | 77 | 94% | 3 | 4% | 5.3 |
| 83. | Unemployment | 77 | 94% | 3 | 4% | 5.3 |
| 84. | Unsafe sex practices/sexual transmission of disease | 77 | 94% | 4 | 5% | 5.8 |
| Physical Environment Factors | | | | | | |
| 87.1 | Access to food - Availability of healthy food choices at fast food establishments | 74 | 90% | 1 | 1% | 5.6 |
| 87.2 | Access to food - Availability of low cost healthy food choices | 74 | 90% | 1 | 1% | 6.1 |
| 87.3 | Access to food - Free food access | 74 | 90% | 1 | 1% | 5.6 |
| 87.4 | Access to food - Grocery store access | 74 | 90% | 2 | 3% | 5.4 |
| 87.5 | Access to food - Lack of farm to fork | 74 | 90% | 2 | 3% | 5.6 |
| 87.6 | Access to food - Supplemental Nutrition Assistance Program (SNAP) authorized farmer's market access | 74 | 90% | 1 | 1% | 5.7 |
| 87.7 | Access to food - Supplemental Nutrition Assistance Program (SNAP) authorized food store access | 74 | 90% | 1 | 1% | 5.6 |
| 87.8 | Access to food - WIC authorized food store access | 74 | 90% | 1 | 1% | 5.6 |
| 88.1 | Air quality - Ozone | 74 | 90% | 5 | 7% | 4.4 |
| 88.2 | Air quality - Particulate matter | 74 | 90% | 6 | 8% | 4.5 |
| 88.3 | Air quality - Radon | 74 | 90% | 3 | 4% | 4.8 |
| 89. | Animal control issues | 74 | 90% | 8 | 11% | 3.9 |
| 90. | Antibiotics being used on animals | 74 | 90% | 7 | 9% | 4.4 |
| 91. | Availability of healthy and safe family activities | 74 | 90% | 2 | 3% | 5.4 |

Central Michigan Regional Rural Health Network Community Health Survey Report

| Question Number | Question | Number of Responses | % Responding | Number Responding Don't Know | % Responding Don't Know | Average Response |
|-----------------|---|---------------------|--------------|------------------------------|-------------------------|------------------|
| 92. | Availability of positive teen activities | 74 | 90% | 2 | 3% | 5.7 |
| 93. | Bioterrorism | 74 | 90% | 6 | 8% | 4.2 |
| 94.1 | Chemicals/heavy metals/toxins in - Home environments | 74 | 90% | 4 | 5% | 4.8 |
| 94.2 | Chemicals/heavy metals/toxins in - Occupational environments | 74 | 90% | 4 | 5% | 4.7 |
| 94.3 | Chemicals/heavy metals/toxins in - The soil | 74 | 90% | 3 | 4% | 4.9 |
| 95. | Emergency preparedness | 74 | 90% | 3 | 4% | 4.9 |
| 96. | Environmentally based infectious agents | 74 | 90% | 7 | 9% | 4.5 |
| 97. | Food irradiation | 74 | 90% | 6 | 8% | 4.5 |
| 98. | Food safety | 74 | 90% | 3 | 4% | 5.5 |
| 99. | Genetically modified organisms | 74 | 90% | 5 | 7% | 4.7 |
| 100. | Housing - homelessness | 74 | 90% | 2 | 3% | 5.7 |
| 101.1 | Housing environment - Availability of assisted housing | 74 | 90% | 4 | 5% | 5.4 |
| 101.2 | Housing environment - Low vacancy rate | 74 | 90% | 6 | 8% | 4.8 |
| 101.3 | Housing environment - Overcrowded housing | 74 | 90% | 7 | 9% | 4.7 |
| 101.4 | Housing environment - Substandard housing | 74 | 90% | 4 | 5% | 5.3 |
| 102. | Lack of exercise facilities | 74 | 90% | 5 | 7% | 5.0 |
| 103. | Lack of recreational facilities (parks, trails, community centers) | 74 | 90% | 3 | 4% | 4.7 |
| 104. | Lead poisoning | 74 | 90% | 5 | 7% | 4.6 |
| 105. | Liquor store density | 74 | 90% | 13 | 18% | 4.3 |
| 106. | Low fluoride levels in water supply (well supplied water versus municipally supplied water) | 74 | 90% | 8 | 11% | 4.3 |
| 107. | Motor vehicle accidents | 74 | 90% | 9 | 12% | 4.4 |
| 108. | Motor vehicle safety – use of child safety seats and seat belts | 74 | 90% | 8 | 11% | 5.4 |
| 109. | Occupational safety and health | 74 | 90% | 8 | 11% | 4.5 |
| 110. | Pesticides entering the environment | 74 | 90% | 5 | 7% | 4.9 |
| 111. | Pharmaceuticals disposal | 74 | 90% | 3 | 4% | 5.3 |
| 112. | Pharmaceuticals reallocation | 74 | 90% | 9 | 12% | 4.9 |
| 113. | Recreation and fitness facility access | 74 | 90% | 3 | 4% | 5.2 |
| 114.1 | Access to public transportation | 74 | 90% | 2 | 3% | 5.8 |
| 114.2 | Unsafe, poorly maintained roads | 74 | 90% | 4 | 5% | 5.1 |
| 115.1 | Drinking water | 74 | 90% | 2 | 3% | 5.3 |

Central Michigan Regional Rural Health Network Community Health Survey Report

| Question Number | Question | Number of Responses | % Responding | Number Responding Don't Know | % Responding Don't Know | Average Response |
|--|--|---------------------|--------------|------------------------------|-------------------------|------------------|
| 115.2 | E.coli in surface water | 74 | 90% | 5 | 7% | 5.1 |
| 115.3 | Local wells | 74 | 90% | 5 | 7% | 5.1 |
| 115.4 | Nitrate levels | 74 | 90% | 7 | 9% | 5.1 |
| 115.5 | Surface water | 74 | 90% | 5 | 7% | 5.0 |
| Complementary and Alternative Medicines | | | | | | |
| 118.1 | Acupuncture | 72 | 88% | 11 | 15% | 4.1 |
| 118.10 | Hypnosis | 72 | 88% | 17 | 24% | 3.6 |
| 118.11 | Massage therapy | 72 | 88% | 9 | 13% | 4.4 |
| 118.12 | Meditation | 72 | 88% | 11 | 15% | 4.6 |
| 118.13 | Music therapy | 72 | 88% | 12 | 17% | 4.4 |
| 118.14 | Naturopathy | 72 | 88% | 11 | 15% | 4.3 |
| 118.15 | Nutritional counseling | 72 | 88% | 4 | 6% | 5.5 |
| 118.16 | Osteopathic manipulative therapy (OMT) | 72 | 88% | 15 | 21% | 4.3 |
| 118.17 | Qi gong (internal and external Qiging) | 72 | 88% | 24 | 33% | 3.9 |
| 118.18 | Reflexology | 72 | 88% | 15 | 21% | 3.9 |
| 118.19 | Reiki | 72 | 88% | 19 | 26% | 3.8 |
| 118.20 | Spiritual healing | 72 | 88% | 15 | 21% | 4.3 |
| 118.2 | Alexander technique | 72 | 88% | 26 | 36% | 3.7 |
| 118.21 | Tai Chi | 72 | 88% | 12 | 17% | 4.4 |
| 118.22 | Yoga | 72 | 88% | 9 | 13% | 4.9 |
| 118.3 | Aromatherapy | 72 | 88% | 12 | 17% | 3.9 |
| 118.4 | Ayurveda (Ayurvedic medicine) | 72 | 88% | 22 | 31% | 3.6 |
| 118.5 | Biofeedback | 72 | 88% | 15 | 21% | 4.1 |
| 118.6 | Chiropractic medicine | 72 | 88% | 12 | 17% | 4.3 |
| 118.7 | Herbalism | 72 | 88% | 13 | 18% | 4.1 |
| 118.8 | Holistic nursing | 72 | 88% | 11 | 15% | 4.6 |
| 118.9 | Homeopathy | 72 | 88% | 13 | 18% | 4.3 |